




V6540X1GB



5.50

1.27

A B C D E F G

1400

7.0

4.0

105

57

74

60

Energy

Washer dryer


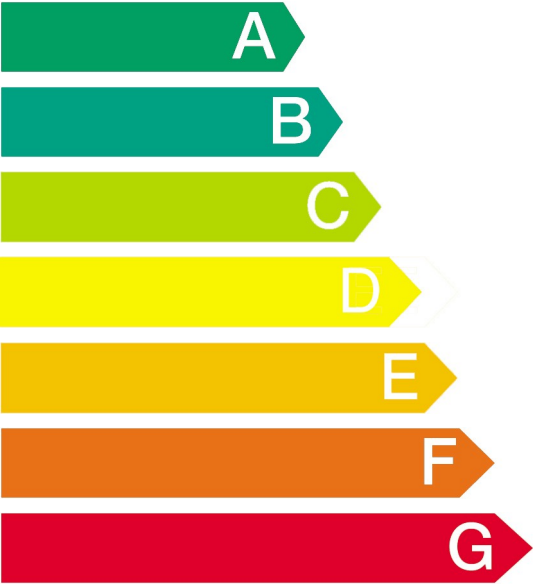
Manufacturer



Model

V6540X1GB

More efficient



Less efficient

Energy consumption kWh

5.50

(to wash a full and dry capacity wash load at 60°C)

Washing (only) kWh

1.27

Actual energy consumption will depend on how the appliance is used

Washing performance

A B C D E F G

A: higher

G: lower

Spin speed (rpm)

1400

Capacity

Washing

7.0

(cotton) kg

Drying

4.0

Water consumption (total) l

105

Noise

(dB re 1 pW)

Washing

57

Spinning

74

Drying

60

Further information is contained in product brochures

Norm EN 50229

Washer Dryer Label Directive No 96/60/EC

